



**Procure**  
SOLUTIONS

# How to Sign Up for Procure

All the instructions you need to sign up for a Procure account are in the email invite you will receive from Redeemer.

**Important:** If you already have a Procure account, navigate to the login screen. Do not create an additional account. Log in with your email and password or reset your password if needed.



## Hello Aria Cruz,

Welcome to Procure! You have been added to Stephen Cruz profile.

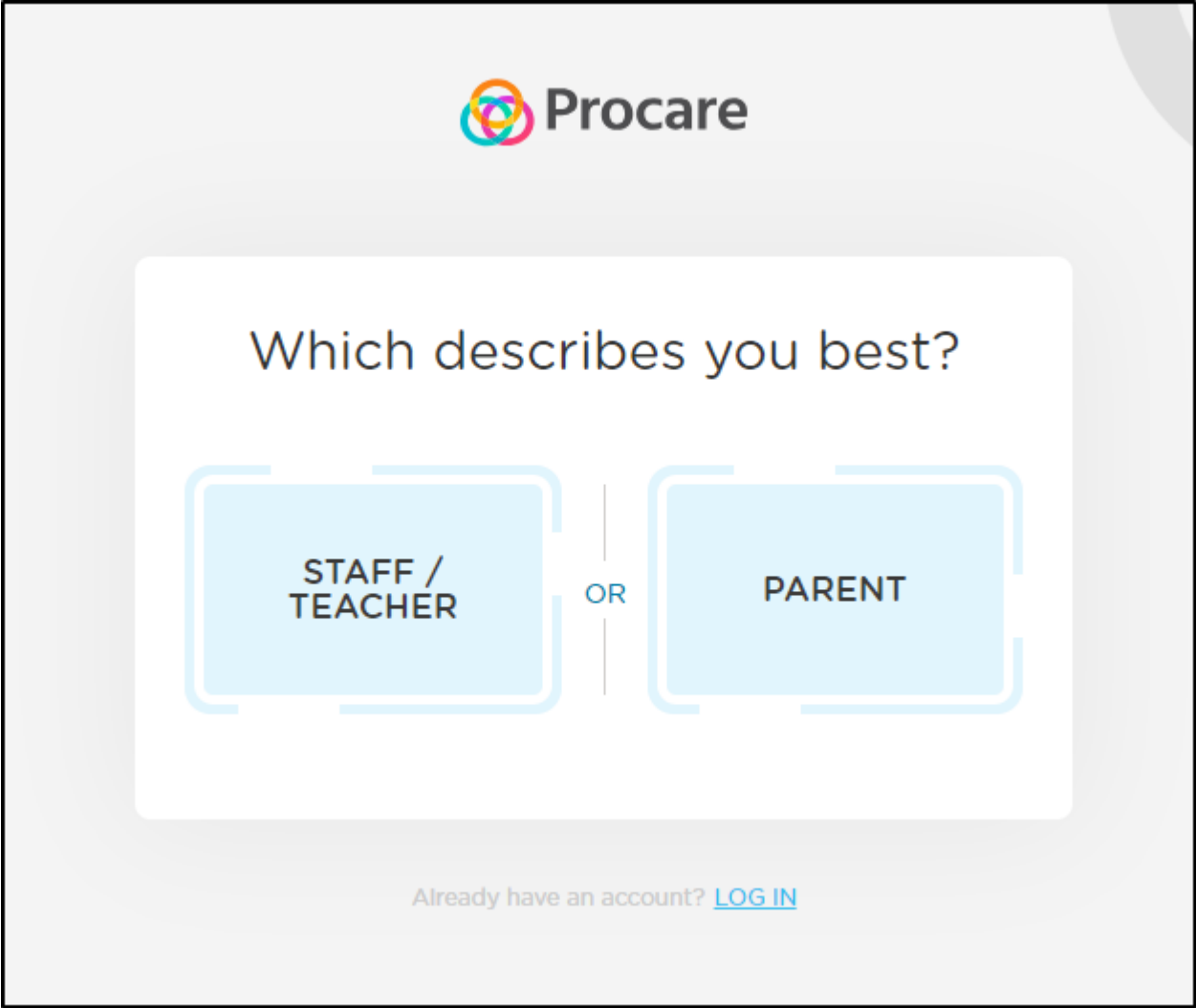
Procure Product Team - Enterprise is inviting you to create your Procure account. Through Procure, authorized family members and guardians will be able to send and receive messages and notifications regarding your child's day. Your child care provider can send you photos, videos, learning milestones and other notes or messages as needed so you can feel at ease knowing your child is receiving great care and stay connected throughout the day.

1. Navigate to [Procure web portal](#).
2. Select **Parent**.
3. Create Account section using the email address your invite was sent to
4. Click "**Add Child**" and enter this unique 10-digit code which will expire in one week: **A869667F9F**.
5. Download the free Procure Child Care Mobile app on Apple or Android.

Learn more about [Procure](#) here. If you have any questions, visit our [Help Center](#).

Thank you,  
Procure Solutions Team

1. Click the web link in your email invite, then select **Parent**.



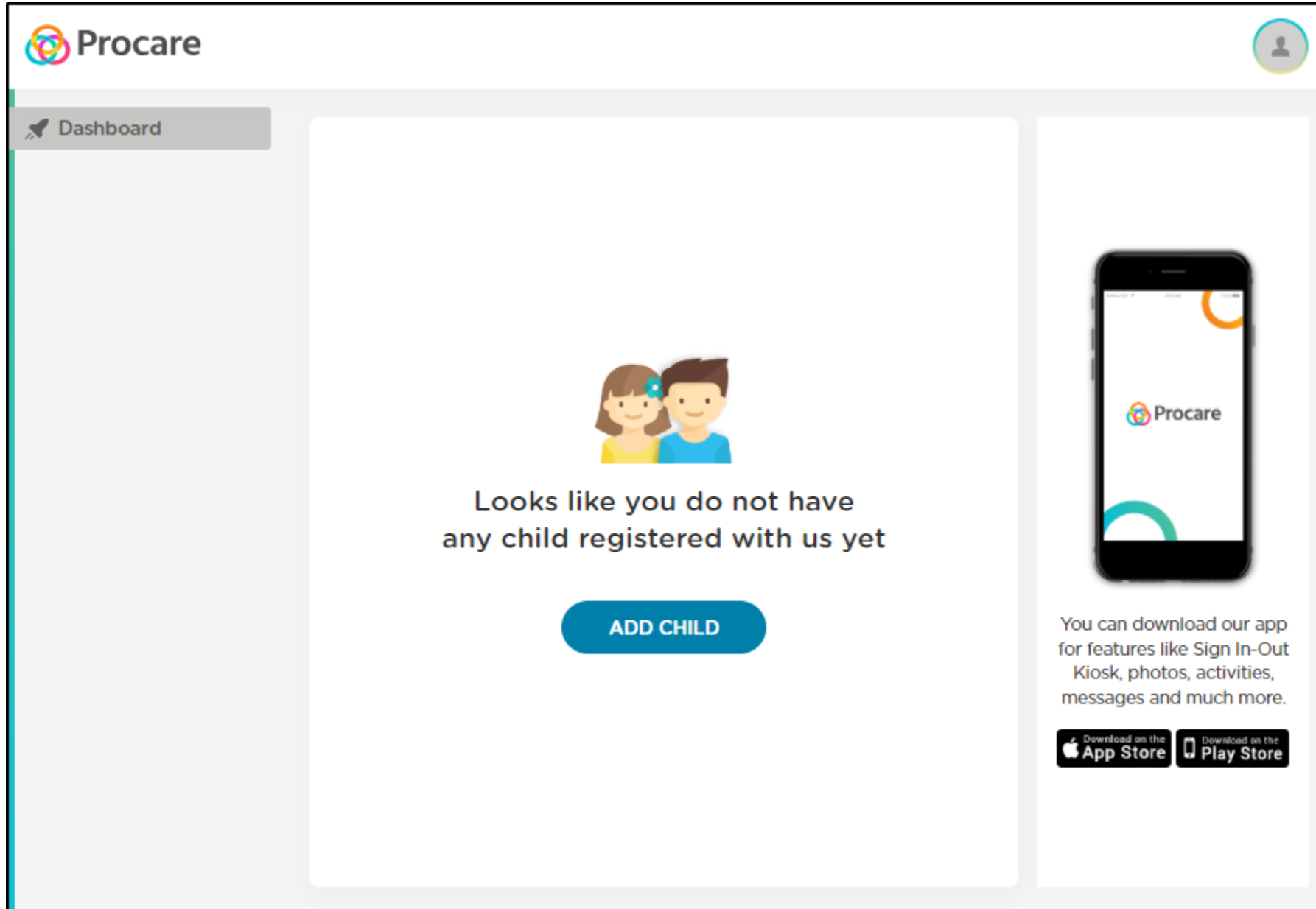
2. Complete the **Create account as parent** screen using the email address your invite was sent to, then click **Sign Up**.

←

## Create account as parent

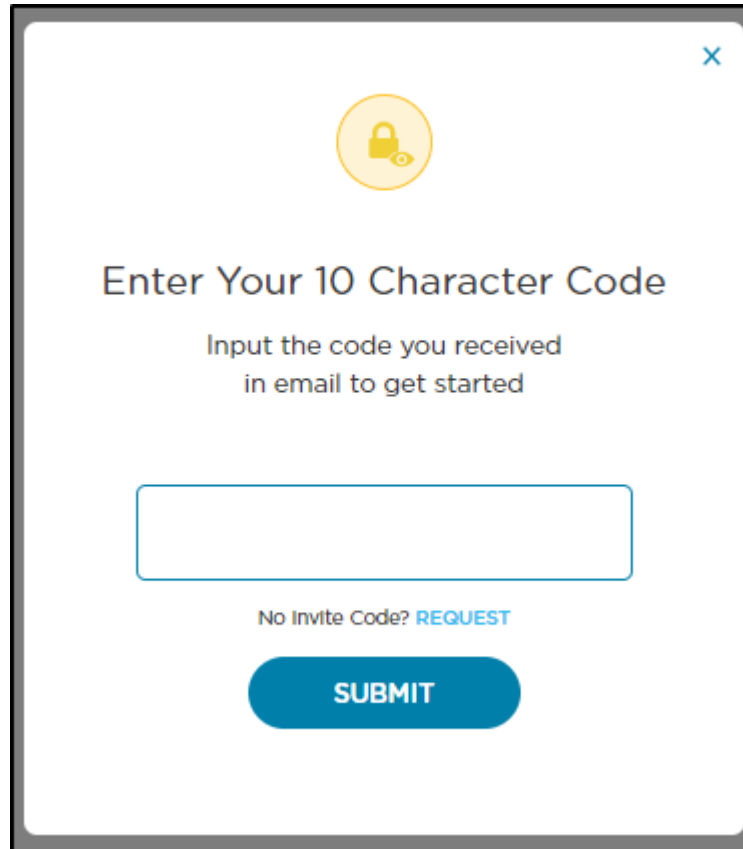
**SIGN UP**

3. Once you are logged in, click **Add Child**.




The screenshot shows the Procare dashboard interface. At the top left is the Procare logo, and at the top right is a user profile icon. A navigation bar on the left contains a 'Dashboard' link with a home icon. The main content area features a central message: 'Looks like you do not have any child registered with us yet', accompanied by an illustration of a boy and a girl. Below this message is a prominent blue button labeled 'ADD CHILD'. To the right, there is a section for the mobile app, showing a smartphone with the Procare app interface. Below the phone, text describes the app's features: 'You can download our app for features like Sign In-Out Kiosk, photos, activities, messages and much more.' At the bottom of this section are two buttons: 'Download on the App Store' and 'Download on the Play Store'.

4. Enter the 10-digit code from your email invite and click **Submit**.



✕



### Enter Your 10 Character Code

Input the code you received  
in email to get started

No Invite Code? [REQUEST](#)

**SUBMIT**

## Important Invitation Code Information

- The invitation code is entered *after* your account has been created and you are logged in to Procure.
- Invitation codes expire one week from the date it was received. If the invite code is not accepted within the week, or a new code is needed, please request to be re-invited by the front office.
- The invitation code is unique to you and should not be shared.
- Each email invite includes a single code. If each parent or guardian wishes to create their own account, they will need a separate code.



## Downloading the Procure Child Care Mobile App

Once your account has been created, follow the steps below to download the Procure Child Care Mobile app.

- From the Apple (iOS) Store, Google Play (Android), and Amazon Store, search and download the Procure Child Care Mobile app.
- Log in with the account information you created above. Once logged in, your child's information will be displayed and you have access to view events and activities, edit your child's information (*if your school allows this*), view account balances (*to be added*), communicate with teachers and more.

Navigate to the [Getting to Know your Procure App](#) article to learn more about the app and its features.

## Trouble Logging In?

Here are a couple of things you can check:

- Do not try logging in to Procure using your email address and the invitation code as your password. You will receive an error that your email is invalid. You must first create an account.
- Ensure you are creating an account through the Procure web portal **prior** to signing in on the Procure Child Care Mobile app.
- **For questions or further assistance, please call the front office: 760-431-8293**